




OVERVIEW OF 2019 RULES CHANGES

&

2019 LOCAL RULES



Breckenridge Local Rules Sheet

Drop Zones

- **#1 Elk** - If your ball has entered the penalty area and the nearest lateral relief would require the player to drop in the bunker, **the player may use the drop area as an extra relief option.**
- **#3 Elk** - If your tee shot lands in the penalty area between the tee box and the green, you may use the Drop Zone located **in front of the green.**
- **#6 Elk** - On your tee shot if your ball does not clear the penalty area, you may use the Drop Zone located **across the bridge on the right side.**
- **#7 Elk** - If your ball lands in the penalty area on your approach to the green, you may use the Drop Zone located **behind the green.** (Note: Cannot drop in Drop Zone if **Drive** lands in the penalty area, must drop on fairway side)
- **#8 Beaver**- Right side penalty area to be played as a **lateral penalty area.** Disregard perimeter fencing until you cross the bridge approaching the green, then perimeter fencing is **Out of Bounds.**
- **#9 Beaver**– If ball comes to rest in a penalty area behind the green, you may use the Drop Zone located **behind the green.**

Local Rules

- **Aeration Holes**- If a player's ball **lies in or touches** an aeration hole the player may take relief, whether in general area or putting green under Rule 16.1. (Interference does not exist if aeration hole interferes with player's stance, or on the putting green, on the player's line of play)
- **Alternative to Stroke & Distance for Lost Ball or Out of Bounds** - When a player's ball has not been found or is known or virtually certain to be out of bounds, the player may take relief by dropping the original ball or another ball in this relief area for a **two stroke penalty.** (See rule 14.3) The relief area is anywhere between, where the original ball was believed to come to rest (or went out of bounds) & just into the edge of the fairway (No nearer to hole).
- **Sod Seams**- If a player's ball **lies in or touches** a seam of cut turf, or a seam interferes with the player's area of intended swing the player may take relief under Rule 16.1
- **Damaged by Animals (Elk, Moose, etc)**- Damage that is **clearly identifiable** as having been caused by animal hoofs is **ground under repair** from which free relief is allowed under rule 16.1



Pace of Play

*Rule 5.6, Page 52

Players should recognize that their pace of play affects others and they should play promptly throughout the round.

- A player should make a stroke in no more than 40 seconds (and usually in less time) after the player is able to play without interference or distraction.
- Rule 6.4 expressly **allows** playing **out of turn** in match play by agreement, and for stroke play, affirmatively allows and encourages players to play out of turn in a **SAFE** and responsible way to save time or for convenience, also known as **READY GOLF**.

Maximum Score is a new, additional form of stroke play:

- A player's score for each hole is **capped at a maximum** set by the Committee, which may be fixed (such as 6, 8, 10, etc.), related to par (such as two times par or triple bogey), or related to the player's handicap (such as net double bogey).
- A player who does not complete a hole ("picking up") is not disqualified, but simply gets the maximum score for the hole.

***At Breckenridge Golf Club we will utilize a Maximum score of "10" for all rounds except the Club Championships. When you reach the maximum score on a hole, discontinue play for that hole.**

GOLF'S NEW RULES: PACE OF PLAY IMPROVEMENTS

Implementing changes that have a positive impact on pace of play is an important aspect of golf's new Rules, which will take effect on January 1, 2019.

40 seconds



A recommendation in the Rules that you make each stroke in 40 seconds or less.



"Ready Golf"



Playing out of turn in stroke play to save time, also known as ready golf, is encouraged.



Max Score



A new stroke-play format allowing the Committee to set a maximum score for a hole.



Flagstick



If your putt hits an unattended flagstick in the hole, there will be no penalty.




For more information on golf's new Rules, please visit usga.org or randa.org.

The new Rules will go into effect on January 1, 2019.

R&A USGA.

© 2018 R&A Rules Limited and the United States Golf Association. All rights reserved.



Stroke and Distance – New Local Rule- *Rule 18, Page 155

“When a player’s ball has not been found or is *known or virtually certain* to be *out of bounds*, the player may proceed as follows rather than proceeding under *stroke and distance*.

For two penalty strokes, the player may take relief by *dropping* the original ball or another ball in this *relief area* (see Rule 14.3):

- A. Ball Reference Point:** The point where the original ball is estimated to have:
Come to rest on the *course*, or last crossed the edge of the *course* boundary to go *out of bounds*.
- B. Fairway Reference Point:** The point of fairway of the *hole* being played that is nearest to the ball reference point, **but** is not nearer the *hole* than the ball reference point.

Size of Relief Area Based on Reference Points: Anywhere between:

- A line from the *hole* through the ball reference point (and within two *club-lengths* to the outside of that line), and
- A line from the *hole* through the fairway reference point (and within two *club-lengths* to the outside of that line).

GOLF'S NEW RULES: STROKE AND DISTANCE

A new Local Rule will provide an alternative to stroke-and-distance relief for a ball that is lost outside a penalty area or out of bounds. This new Local Rule will be available beginning January 1, 2019.



If the Local Rule is in effect, you can still take stroke-and-distance relief, but you will now have the following additional option that comes with a penalty of two strokes:

A **DETERMINE SPOT** where your ball went out of bounds (left diagram) or is likely to be lost (right diagram).

B **FIND NEAREST FAIRWAY EDGE** no closer to the hole.

C **DROP YOUR BALL IN SHADED AREA** as defined on one side by a line from the hole through point A and on the other side by a line from the hole through point B, and not nearer the hole. The relief area is extended on both sides by two club-lengths.

This Local Rule is not intended for higher levels of play, such as professional or elite amateur level competitions.

R&A USGA

© 2018 R&A Ashes Limited and the United States Golf Association. All rights reserved.

***This Rule will not be used in the Club Championships**



Playing from the Penalty Areas


*Under Rule 17.1, Page 146

“Penalty Areas”: is the new term for areas marked by **Yellow** or **Red** stakes. These may or may not include bodies of water.

- There are no longer any special restrictions when a ball is in a “penalty area” (the expanded designation for the area that includes what were previously called water hazards).
- A player is **allowed to touch or move loose impediments and touch the ground with hand or club** (such as grounding the club right behind the ball) for any reason, subject only to the prohibition on improving conditions for the stroke (**see Rule 8.1a**).

Relaxed Rules in Penalty Area

You will be allowed to ground your club and move loose impediments in a penalty area (an expanded concept of water hazards that does not include bunkers).



- Players are **allowed** to take **practice swings** while grounding the club in the penalty areas as well.



Elimination of Opposite Side Relief for Red Penalty Areas

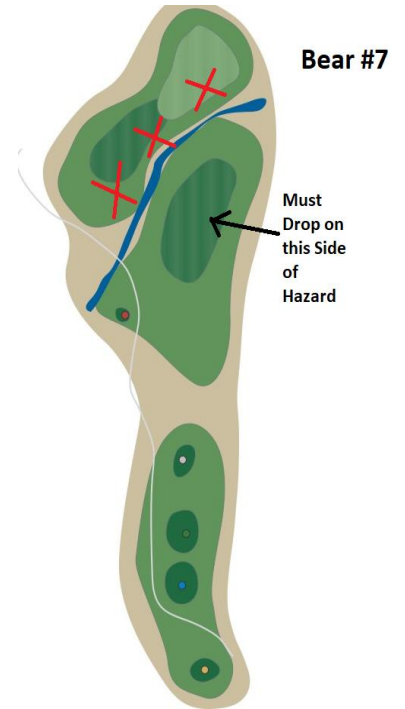
*Rule 17.1d, Page 147

New Rule removes the option to take relief on the opposite side of a red penalty area (the new term that includes what was previously called a lateral water hazard):

- This means that, when a ball is in a red penalty area, the player has three options for relief (all for a one-stroke penalty) rather than the previous four options.
- But a Committee can still adopt a Local Rule allowing opposite side relief on those holes where it believes the other relief options are not viable.

Example at Breckenridge Golf Club

Bear #7 and Bear #8. You can no longer drop on the green side of the penalty area.



ELIMINATION OF OPPOSITE-SIDE RELIEF FOR RED PENALTY AREAS

Proposed Rule

You no longer have the option of taking relief on the opposite side of the point where your ball last crossed the edge of the penalty area.





Taking Relief

- **Size of Relief Area**

- Your relief area for dropping a ball is a fixed size of either one or two club-lengths using the longest club in your bag, other than your putter.

***Rule 14, Page 110**



- **Dropping a Ball**

- Your ball must be let go from knee height and fall through the air without touching any part of your body or equipment and land within the relief area.
- Your ball must come to rest in the relief area where it was dropped, or else it must be redropped.
- You may also substitute a ball whenever taking relief.

***Rule 14.3, Page 114**

How to Drop a Ball

You will drop your ball from knee height into the relief area.



- **Time Allowed to Search for a Ball before it's LOST**

- Your ball is lost if not found in three minutes (rather than the previous five minutes).
- If you did not play a provisional ball, you may use the local stroke and distance rule.

***Rule 18.2, Page 156**

Time for Ball Search





Playing from the Bunker

*Rule 12.1 & 12.2 Page 97

Allowed: the player is allowed to touch or move loose impediments in a bunker and is generally allowed to touch the sand with a hand or club.



Not Allowed:

- Deliberately touch the sand in a bunker with a hand, club, rake or other object to test the condition of the sand to learn information for the stroke OR
- Touch the sand in a bunker with a club in making a practice swing, in grounding the club right in front of or behind the ball, or in making the backswing for a stroke.



Grounding Club before Swing




Practice Swings in Bunker



Touching sand during Takeaway

Unplayable ball in Bunker

- The player has an extra option allowing relief outside the bunker using the back-on-the-line procedure, but for a total of **TWO** penalty strokes.





Putting Green

- **When to Replace a Ball That Moves on the Putting Green**
 - After your ball has been lifted and replaced, if it then moves, **ALWAYS REPLACE** it on its original spot even if it was blown by the wind or moved for no clear reason.
 - If the ball has not been marked or lifted and the ball moves, play from the new position.

***Rule 13.1d Page 101**

- **On the Putting Green**

- **Repair** of almost any damage is **allowed** on the putting green (including spike marks and animal damage).
- **No penalty** for touching your line of play on the putting green so long as doing so does not improve the conditions for your stroke.
- **No penalty** if your ball played from the putting green (or anywhere else) hits the unattended flagstick in the hole.



***Rule 13.2 Page 104**

Leaving Flagstick in the Hole

If you make a stroke from on the green and your ball hits the flagstick in the hole, there will be no penalty.



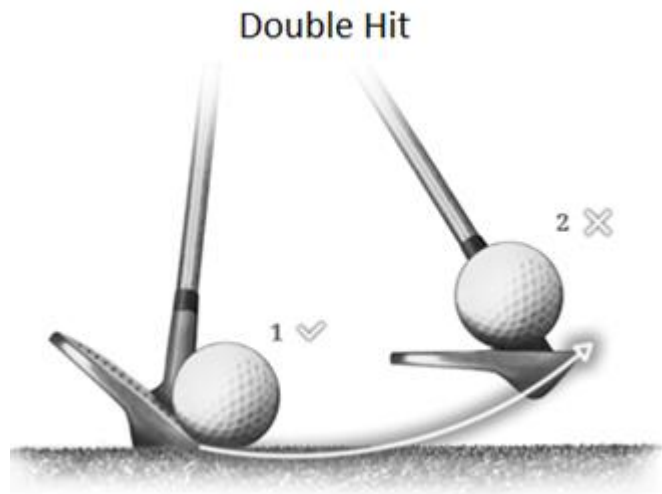


Double Hit & Embedded Ball Rules

NO PENALTY FOR DOUBLE HIT *Rule 10.1, Page 83

2019 Rule: Under Rule 10.1a, if the player's club accidentally hits the ball more than once during a single stroke:

There will be no penalty and the ball will be played as it lies.



Take relief for an Embedded Ball *Rule 16.3, Page 226

Rule 16.3 allows relief for a ball embedded anywhere in the "general area" (that is, the area previously known as "through the green"), **except when embedded in Sand Bunkers or Penalty Areas**

In taking relief, the player drops the original ball or a substituted ball within one club-length of (but not nearer the hole than) the spot right behind where the ball was embedded.

RELIEF FOR EMBEDDED BALL



New Rule

You may take relief for an embedded ball anywhere in the "general area" (except in sand). "General area" is the new term for "through the green."



Substituting a Ball & Damaging Clubs

New Rule -Substituting a Ball- *Rule 14.3, Page 114

Under Rule 14.3, when taking relief, the player is **ALWAYS ALLOWED** the choice to substitute a ball or to use the original ball, including when taking penalty relief and when taking free relief



Damaged Clubs- * Rule 4.1, Page 36


A player is **ALLOWED** to keep using and/or to repair any club damaged during the round, no matter what the damage and even if the player damaged it in anger.

A player is **NOT ALLOWED** to replace a damaged club, except when it is damaged during the round by an outside influence or natural forces or by someone other than the player or his or her caddie.



R&A USGA

© 2019 R&A Rules Limited and the United States Golf Association. All rights reserved.



Elimination of the Requirement to Announce the Player's Intent to Lift a Ball

*Rule 4.2c, Page 41; Rule 7.3, Page 69; Rule 16.4, Page 144

A player is **allowed** to mark and lift the ball and proceed under the Rule without needing first to announce this intention to another person or to give that person a chance to observe the process.



***The player still gets a one-stroke penalty if he or she marked and lifted the ball without good reason to do so under that Rule.**